

Approach and Style

Tim Foster aims to deliver capital preservation and liquidity, while delivering a competitive yield, through a multi-strategy approach to money market fund management. He seeks to build well-diversified portfolios, where no single decision or investment has a dominant impact on the fund. Fidelity's tenets of money market fund management are: (1) using intensive fundamental credit research to independently identify the highest quality issuers; (2) portfolio issuer selection led by an approved list of issuers, carefully constructed by our experienced portfolio manager and credit analysts; (3) ensuring portfolios are well diversified across a number of different issuers, sectors and regions; (4) employing sophisticated quantitative research to guide portfolio interest rate sensitivity and yield curve strategies; (5) maintaining conservative liquidity buffers to facilitate any client redemptions with ease.

Objectives & Investment Policy

- Aims to provide a return in line with money market rates, with capital security and liquidity being the primary considerations.
- At least 70% invested in US Dollar denominated interest bearing debt with less than 12 months to maturity. The types of debt securities may include instruments of US and other banks, commercial paper, obligations issued or guaranteed by the US government, its agencies, or instrumentalities, variable rate notes, variable rate certificates of deposit, certain investment grade collateralised mortgage obligations and other asset-backed securities, and issues of US and other governments and supranational agencies, such as US Treasury Bills, notes and bonds.
- Has the freedom to invest in other permitted assets such as money market instruments and cash provided the average residual maturity of the portfolio is not more than 12 months.
- Can use derivatives with the aim of risk or cost reduction or to generate additional capital or income in line with the fund's risk profile.
- Income is accumulated in the share price.
- Shares can usually be bought and sold each business day of the fund.

Fund Facts

Launch date: 20.09.93
Portfolio manager: Tim Foster
Appointed to fund: 17.11.08
Years at Fidelity: 14
Fund Size: \$1,132m
Number of holdings: 51
Fund reference currency: US Dollar (USD)
Fund domicile: Luxembourg
Fund legal structure: SICAV
Management company: FIL Investment Management (Luxembourg) S.A.
Capital guarantee: No

Share Class Facts

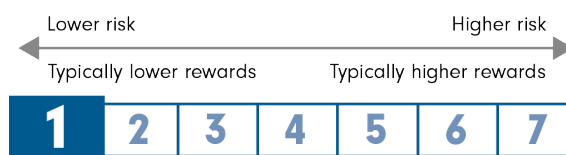
Other share classes may be available. Please refer to the prospectus for more details.

Launch date: 25.09.06
NAV price in share class currency: 10.9284
ISIN: LU0261952922
SEDOL: B1FHF63
WKN: A0LFZT
Bloomberg: FUDCAUA LX
Dealing cut-off: 12:00 UK time (normally 13:00 Central European Time)
Distribution type: Accumulating
Historic yield: 0.75%
Ongoing Charges Figure (OCF) per year: 0.62% (Estimated)
OCF takes into account annual management charge per year: 0.4%

Where the OCF is lower than the annual management charge, this is because some fund charges including the annual management charge are currently being waived, or partially waived, for this fund. The OCF will vary from year to year and will increase when all fund charges are charged in full.

Share Class Risk and Reward Profile

This risk indicator is taken from the Key Investor Document (KIID) at the relevant month-end. Because it may be updated during a month, please refer to the KIID for the most up-to-date information.



- The risk category was calculated using historical performance data.
- The risk category may not be a reliable indication of the future risk profile of the fund, is not guaranteed and may change over time.
- The lowest category does not mean a "risk free" investment.
- The risk and reward profile is classified by the level of historical fluctuation of the Net Asset Values of the share class, and within this classification, categories 1-2 indicate a low level of historical fluctuations, 3-5 a medium level and 6-7 a high level.

Important Information

Before investing you should read the Key Investor Information Document (KIID). Details of where the KIID is available are on the last page of this factsheet. The value of investments and any income from them may go down as well as up and an investor may not get back the amount invested. Where an investor's own currency is different to the currency of the fund's investments, the fund's returns can be affected by fluctuations in currency exchange rates. The use of financial derivative instruments may result in increased gains or losses within the fund. The value of shares may be adversely affected by insolvency or other financial difficulties affecting any institution in which the Fund's cash has been deposited.

This information is for Investment Professionals only and should not be relied upon by private investors.

US DOLLAR CASH FUND A-ACC-USD

30 SEPTEMBER 2017

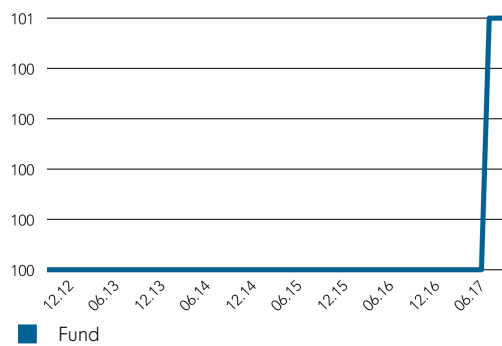
These figures relate to the fund's past performance, which is not a reliable indicator of future results. The value of investments and any income from them may go down as well as up and an investor may not get back the amount invested.

Performance Comparator(s)

Peer Group Universe Morningstar GIF Money Market USD

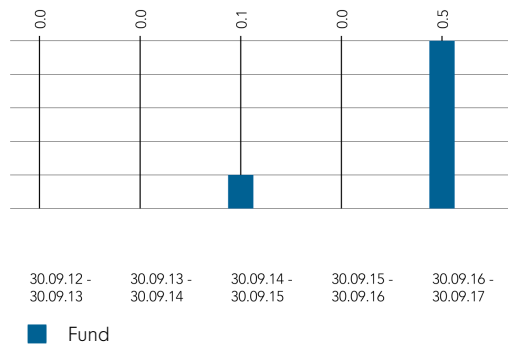
Market index is for comparative purposes only unless specifically referenced in the Objectives & Investment Policy on page 1. The same index is used in the positioning tables on this factsheet. Where the effective date for the current market index is after the share class launch date, full history is available from Fidelity.

Cumulative performance in USD (rebased to 100)

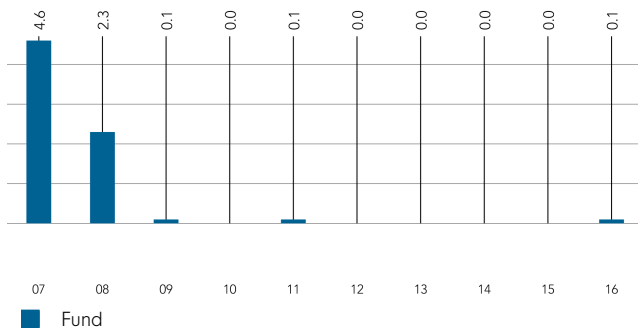


Performance is shown for the last five years (or since launch for funds launched within that period).

Performance for 12 month periods in USD (%)



Performance for calendar years in USD (%)



Performance to 30.09.17 in USD (%)

	1m	3m	YTD	1yr	3yr	5yr	Since 25.09.06*
Fund cumulative growth	0.1	0.2	0.4	0.5	0.6	0.7	9.3
Index cumulative growth	-	-	-	-	-	-	-
Fund annualised growth	-	-	-	0.5	0.2	0.1	0.8
Index annualised growth	-	-	-	-	-	-	-
Ranking within Peer Group Universe							
A-USD	25	30	29	31	29	27	
Total number of funds	44	44	44	44	43	41	
Quartile ranking**	3	3	3	3	3	3	

Source of fund performance and volatility and risk measures is Fidelity. Performance is excluding initial charge. Basis: nav-nav with income reinvested, in USD, net of fees.

Market indices are sourced from RIMES and other data is sourced from third-party providers such as Morningstar.

*Performance commencement date.

**Quartile rank refers to performance over time rated on a scale of 1-4. A ranking of 1 indicates that the item being ranked is in the top 25% of the sample and so on. Rankings are based on a performance record that is included in the Peer Group Universe. In line with Investment Association methodology, this record may include a track record extension from a legacy share class and the record may not be the same class of this factsheet.

Glossary / additional notes

Ongoing charges

The ongoing charges figure represents the charges taken from the fund over a year. It is calculated at the fund's financial year end and may vary from year to year. For classes of funds with fixed ongoing charges, this may not vary from year to year. For new classes of funds or classes undergoing corporate actions (eg amendment to annual management charge), the ongoing charges figure is estimated until the criteria are met for an actual ongoing charges figure to be published.

The types of charges included in the ongoing charges figure are management fees, administration fees, custodian and depositary fees and transaction charges, shareholder reporting costs, regulatory registration fees, Directors fees (where applicable) and bank charges.

It excludes: performance fees (where applicable); portfolio transaction costs, except in the case of an entry/exit charge paid by the fund when buying or selling units in another collective investment undertaking.

For more information about charges (including details of the fund's financial year end), please consult the charges section in the most recent Prospectus.

Historic yield

The historic yield for a fund is calculated based on the average of the last 30 days of annualised yields.

Independent Assessment

Scope Fund Rating: The rating measures how well a fund has balanced risk and reward relative to its peers. The rating is based solely on performance for funds with a five year track record. Funds with a shorter history also undergo qualitative assessment. For example, this may include looking at management style. The rating scale is A = very good, B = good, C = average, D = below average and E = poor.

Morningstar Star Rating for Funds: The rating measures how well a fund has balanced risk and reward relative to its peers. Star ratings are strictly based on past performance and Morningstar suggests investors use them to identify funds that are worthy for further research. The top 10% of funds in a category will receive a 5-star rating and the next 22.5% receive a 4-star rating. Only ratings of 4 or 5 stars are displayed on the factsheet.

Morningstar Style Box: The Morningstar Style Box is a nine-square grid that provides a graphical representation of the investment style of funds. It is based on fund holdings and classifies funds according to market capitalisation (the vertical axis) and growth and value factors (the horizontal axis). The value and growth factors are based on measures such as earnings, cashflow and dividend yield and use both historical and forward-looking data.



Important Information

Fidelity International refers to the group of companies which form the global investment management organisation that provides information on products and services in designated jurisdictions outside of North America.

Fidelity only offers information on its own products and services and does not provide investment advice based on individual circumstances, other than when specifically stipulated by an appropriately authorised firm, in a formal communication with the client.

This communication is not directed at, and must not be acted upon by persons inside the United States and is otherwise only directed at persons residing in jurisdictions where the relevant funds are authorised for distribution or where no such authorisation is required.

Unless otherwise stated, all views are those of Fidelity.

Reference in this document to specific securities or funds should not be construed as a recommendation to buy or sell them, but is included for the purposes of illustration only. Investors should also note that the views expressed may no longer be current and may have already been acted upon by Fidelity. The research and analysis used in this documentation is gathered by Fidelity for its use as an investment manager and may have already been acted upon for its own purposes.

Past performance is not a reliable indicator of future results. The value of investments can go down as well as up and you may get back less than you invested.

Fidelity, Fidelity International, the Fidelity International logo and F symbol are trademarks of FIL Limited.

This fund is managed by FIL Investment Management (Luxembourg) S.A.

This document describes a sub-fund and share class of the UCITS. The Prospectus and Reports and Accounts are prepared for the entire UCITS.

Morningstar annualised growth rates, total return, sector median performance and ranks - Data Source - © 2017 Morningstar, Inc. All Rights Reserved. The information contained herein: (1) is proprietary to Morningstar and/or its content providers; (2) may not be copied or distributed; and (3) is not warranted to be accurate, complete or timely. Neither Morningstar nor its content providers are responsible for any damages arising from any use of this information.

Before investing you should read the Key Investor Information Document (KIID), which is available in your local language through the website www.fidelityinternational.com or from your distributor.

Austria: Investments should be made on the basis of the current prospectus/Key Investor Information Document (KIID), which is available along with the current annual and semi-annual reports free of charge from our European Service Centre in Luxembourg, FIL (Luxembourg) S.A. 2a, rue Albert Borschette BP 2174 L-1021 Luxembourg as well as with the Austrian paying agent UniCredit Bank Austria AG, Schottengasse 6-8, 1010 Wien, FIL (Luxembourg) S. A. - Zweigniederlassung Wien, Mariahilfer Strasse 36, 1070 Wien or www.fidelity.at. Issued by FIL (Luxembourg) S.A.

Chile: Neither the issuer nor the securities have been registered with the Superintendencia de Valores y Seguros pursuant to law no. 18,045, the Ley de Mercado de Valores, and regulations thereunder. This document does not constitute an offer of, or an invitation to subscribe for or purchase, the securities in the republic of Chile, other than to individually identified buyers pursuant to a private offering within the meaning of article 4 of the Ley de Mercado de Valores (an offer that is not "addressed to the public at large or to a certain sector or specific group of the public").

Denmark: Investments should be made on the basis of the current prospectus/Key Investor Information Document (KIID), which is available in your local language along with the current annual and semi-annual reports free of charge from your financial advisor or from the branch of your bank or from www.fidelity.dk. Issued by FIL (Luxembourg) S.A.

Finland: Investments should be made on the basis of the current prospectus/Key Investor Information Document (KIID), which is available along with the current annual and semi-annual reports free of charge from your financial advisor or from the branch of your bank and from www.fidelity.fi. Issued by FIL (Luxembourg) S.A.

France: Investments should be made on the basis of the current prospectus/Key Investor Information Document (KIID), which is available along with the current annual and semi-annual reports free of charge from your financial advisor or from the branch of your bank or visit the Fidelity website. Issued by FIL Gestion, a portfolio management company approved by the AMF under the number GP03-004, 29 rue de Berri, 75008 Paris.

Germany: Investments should be made on the basis of the current prospectus/Key Investor Information Document (KIID), which is available along with the current annual and semi-annual reports free of charge from FIL Investment Services GmbH, Postfach 200237, 60606 Frankfurt/Main or www.fidelity.de. Issued by FIL Investment Services GmbH.

Iceland: Investments should be made on the basis of the current prospectus/Key Investor Information Document (KIID), which is available along with the current annual and semi-annual reports free of charge from your financial advisor or from the branch of your bank. Issued by FIL (Luxembourg) S.A.

Italy: Investments should be made on the basis of the current prospectus/Key Investor Information Document (KIID), which is available along with the current annual and semi-annual reports free of charge from your financial advisor or from the branch of your bank. Issued by FIL (Luxembourg) S.A.

Luxembourg: Investments should be made on the basis of the current prospectus/Key Investor Information Document (KIID), which is available along with the current annual and semi-annual reports free of charge from our distributors or www.fidelity.lu. Issued by FIL (Luxembourg) S.A.

Netherlands: Investments should be made on the basis of the current prospectus/Key Investor Information Document (KIID), which is available along with the current annual and semi-annual reports free of charge from FIL (Luxembourg) S.A., Netherlands Branch (registered with the AFM), World Trade Centre, Tower H, 6th Floor, Zuidplein 52, 1077 XV Amsterdam (tel. 0031 20 79 77 100) or from www.fidelity.nl. Fidelity Funds is authorised to offer participation rights in The Netherlands pursuant to article 2:66 (3) in conjunction with article 2:71 and 2:72 Financial Supervision Act. Issued by FIL (Luxembourg) S.A.

Norway: Investments should be made on the basis of the current prospectus/Key Investor Information Document (KIID), which is available along with the current annual and semi-annual reports free of charge from your financial advisor or from the branch of your bank or from www.fidelity.no. Issued by FIL (Luxembourg) S.A.

Poland: Before taking any investment decision you should obtain detailed information. Investments should be made on the basis of the current prospectus, the Key Investor Information Document and the Additional Information for Investors, which is available along with the current annual and semi-annual reports free of charge from our distributors, from our European Service Centre in Luxembourg on the website www.fidelity.pl and from Fidelity Funds representative office in Poland. Issued by FIL (Luxembourg) S.A.

Portugal: Investments should be made on the basis of the current prospectus/Key Investor Information Document (KIID), which is available along with the current annual and semi-annual reports free of charge. Fidelity Funds is registered with the CMVM and the legal documents can be obtained from locally authorised distributors. Issued by FIL (Luxembourg) S.A.

Spain: Investments should be made on the basis of the current prospectus/Key Investor Information Document (KIID), which is available along with the current annual and semi-annual reports free of charge. For the purposes of distribution in Spain, Fidelity Funds is registered with the CNMV Register of Foreign Collective Investment Schemes under registration number 124, where complete information is available from Fidelity Funds authorised distributors. The purchase of or subscription for shares in Fidelity Funds shall be made on the basis of the KIID that investors shall receive in advance. The KIID is available for inspection at the offices of locally authorised distributors as well as at the CNMV. Issued by FIL (Luxembourg) S.A.

Sweden: Investments should be made on the basis of the current prospectus/Key Investor Information Document (KIID), which is available along with the current annual and semi-annual reports free of charge from your financial advisor or from the branch of your bank, from our European Service Centre in Luxembourg, FIL (Luxembourg) S.A. 2a, rue Albert Borschette BP 2174 L-1021 Luxembourg or from www.fidelity.se. Issued by FIL (Luxembourg) S.A.

Switzerland: Investments should be made on the basis of the current prospectus and KIID (key investor information document), which are available along with the current annual and semi-annual reports free of charge from our distributors, from FIL Luxembourg S.A. and from our legal representative and paying agent in Switzerland: BNP Paribas Securities Services, Paris, succursale de Zurich, Selnaustrasse 16, 8002 Zurich. Issued by FIL Investment Switzerland AG authorised and regulated in Switzerland by the Swiss Financial Market Supervisory Authority FINMA.

United Kingdom: Investments should be made on the basis of the KIID (key investor information document) which is available at www.fidelity.co.uk/importantinformation. The full prospectus may also be obtained from Fidelity. Please note that not all funds in the SICAV fund range are suitable for UK investors and tax advice should be sought before investing. Fidelity Funds is recognised under section 264 of the Financial Services and Markets Act 2000. Investors should note that loss caused by such recognised funds will not be covered by the provisions of the Financial Services Compensation Scheme (or by any similar scheme in Luxembourg) if the fund is unable to meet its obligations, however claims for loss in regards to such recognised funds against a Financial Conduct Authority authorised firm such as Fidelity will be. The UK distributor of Fidelity Funds is Fidelity International. Issued by FIL Investments International, a firm authorised and regulated in the UK by the Financial Conduct Authority. FIL Investments International is registered in England and Wales under the company number 1448245. The registered office of the company is Oakhill House, 130 Tonbridge Road, Hildenborough, Tonbridge, Kent TN11 9DZ, United Kingdom.

The performance figures shown do not take into account the fund's Initial Charge. If you took an initial charge of 5.25% from an investment, this is the equivalent of reducing a growth rate of 6% per annum over 5 years to 4.9%. This is the highest initial charge applicable, if the initial charge you pay is less than 5.25%, the impact on the overall performance will be less.

CSO4925 CL1305901/NA English 41242 T11a