

Morgan Stanley Investment Funds

## European Equity Alpha Fund - A Shares (Accumulation Share Class)

### Investment Objective

Long term growth of your investment.

### Investment Approach

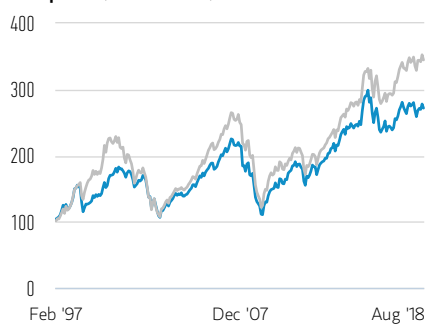
Seeks long-term capital growth, measured in euro, through investment primarily in a concentrated portfolio of equity securities of companies listed on European stock exchanges. Investments will be sought in equity securities that the Company believes to have the highest potential for long term capital appreciation based primarily on fundamental market factors and stock-specific research.

Investment Team	JOINED FIRM	YEARS OF INVESTMENT EXPERIENCE
Matthew Leeman, Head of European Equity Team	2006	25
Riccardo Bindi, Executive Director	2006	25
Jonathan Day, Executive Director	2006	22
Jaymeen Patel, Executive Director	1998	24

Team members may be subject to change at any time without notice.

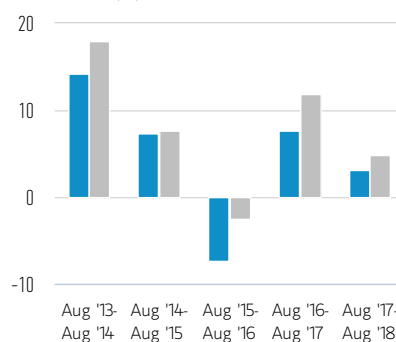
### Class A Shares (% net of fees) vs. Index in EUR

#### Performance of 100 EUR Invested Since Inception (Cash Value)



— Class A Shares  
— MSCI Europe (Net) Index

#### 12 Month Performance Periods to Latest Month End (%)



■ Class A Shares  
■ MSCI Europe (Net) Index

### Investment Performance (% net of fees) in EUR

	Cumulative (%)				Annualised (% p.a.)			
	1 M	3 M	YTD	1 YR	3 YR	5 YR	10 YR	INCEPTION
Class A Shares	(2.25)	0.13	(1.89)	3.18	0.96	4.78	4.61	4.74
MSCI Europe (Net) Index	(2.25)	0.10	0.31	4.86	4.56	7.73	5.57	5.90

### Calendar Year Returns (%)

	2017	2016	2015	2014	2013	2012	2011
Class A Shares	8.24	(0.84)	4.64	2.87	22.37	14.88	(7.55)
MSCI Europe (Net) Index	10.24	2.58	8.22	6.84	19.82	17.29	(8.08)

Past performance is not a reliable indicator of future results. Returns may increase or decrease as a result of currency fluctuations. All performance data is calculated NAV to NAV, net of fees, and does not take account of commissions and costs incurred on the issue and redemption of units. The sources for all performance and Index data is Morgan Stanley Investment Management.

This fund received a windfall compensation payment in connection with Prudential Equity Group's settlement with the US SEC relating to market timing charges. Consequently, the net cash injection received in March 2010 and the related withholding tax, accrued in September 2010 and received in August 2011, have increased the fund's AUM by EUR 5,437,850 and EUR 2,455,464 respectively, enhancing the overall 2010 fund's performance by 297bps.

### Share Class

	CLASS A
Currency	Euro
ISIN	LU0073234501
Bloomberg	MOREUEI LX
Inception Date	01 February 1997
NAV	€ 45.08

### Fund Facts

Launch date	05 March 1991
Base currency	Euro
Index	MSCI Europe (Net) Index
Total assets	€ 206.15 million
Structure	Luxembourg SICAV

### Charges (%)

	CLASS A
Max Entry Charge	5.75
Ongoing Charges	1.44
Management Fee	1.20

Entry Charge is a maximum possible figure. In some cases you might pay less, you can find this out from your financial adviser. Ongoing Charges reflect the payments and expenses incurred during the fund's operation and are deducted from the assets of the fund over the period. It includes fees paid for investment management (Management Fee), trustee/custodian, and administration charges. For more information please see the Charges and Expenses section of the prospectus.

### Subscriptions (USD)

	CLASS A
Minimum Initial Investment	0
Minimum Subsequent Investment	0

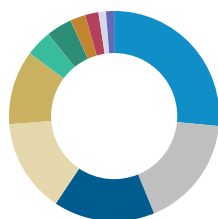
### Statistics

#### (3 Year annualised)

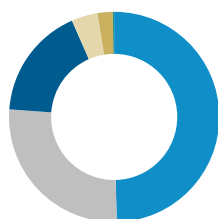
	CLASS A	INDEX
Excess Return (%)	(3.60)	--
Alpha (%)	(3.67)	--
Beta	1.02	1.00
Information ratio	(1.32)	--
R squared	0.94	1.00
Sharpe ratio	0.11	0.44
Tracking error (%)	2.74	--
Volatility (Standard deviation) (%)	11.46	10.97

### Characteristics

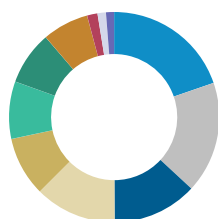
	FUND	INDEX
Number of holdings	42	446
Price/cash flow	12.88	10.68
Price/book	2.12	1.82
Price/earnings	13.36	14.49
5 year EPS growth (%)	2.84	3.15
Dividend Yield (%)	3.34	3.33

**Top Countries (% of Total Net Assets)<sup>1</sup>**

	FUND	INDEX
United Kingdom	26.53	27.07
Switzerland	17.28	13.15
Germany	15.56	15.18
France	14.40	17.58
Netherlands	11.43	5.73
Sweden	4.02	4.21
Spain	3.97	4.69
Denmark	2.35	2.76
Ireland	2.06	0.86
Other	1.14	--
Cash & equivalents	1.25	--
<b>Total</b>	<b>100.00</b>	<b>--</b>

**Currency Allocation (% of Total Net Assets)<sup>1</sup>**

	FUND	INDEX
EURO	49.62	51.05
British Pound	26.53	27.13
Swiss Franc	17.28	13.15
Swedish Krona	4.02	4.21
Danish Krone	2.35	--
US Dollar	(0.01)	0.54
Cash & equivalents	0.20	--

**Sector Allocation (% of Total Net Assets)<sup>1,2</sup>**

	FUND	INDEX
Financials	19.73	18.85
Consumer Staples	17.16	13.58
Health Care	13.06	13.11
Industrials	12.55	13.29
Consumer Discretionary	9.17	10.69
Information Technology	8.84	5.79
Materials	8.22	8.28
Energy	7.13	8.16
Telecommunication Services	1.61	3.19
Other	1.29	--
Cash & equivalents	1.25	--
<b>Total</b>	<b>100.00</b>	<b>--</b>

**Top Holdings (% of Total Net Assets)<sup>3</sup>**

	FUND	INDEX
Nestle S.A.	4.53	2.88
Novartis AG	3.67	2.03
Royal Dutch Shell plc	3.58	3.00
Sap Se	3.57	1.30
BP plc	3.55	1.56
British American Tobacco plc	3.10	1.22
Airbus Se	3.09	0.79
Unilever NV	2.83	0.98
Asml Holding NV	2.74	0.92
Reckitt Benckiser plc	2.69	0.63
<b>Total</b>	<b>33.35</b>	<b>--</b>

Please refer to the Prospectus for full risk disclosures, available at [www.morganstanleyinvestmentfunds.com](http://www.morganstanleyinvestmentfunds.com). All data as of 31.08.2018 and subject to change daily.

**Share Class A Risk and Reward Profile**

Lower Risk

Higher Risk



Potentially Lower Rewards

Potentially Higher Rewards

The risk and reward category shown is based on historic data.

- Historic figures are only a guide and may not be a reliable indicator of what may happen in the future.
- As such this category may change in the future.
- The higher the category, the greater the potential reward, but also the greater the risk of losing the investment. Category 1 does not indicate a risk free investment.
- The fund is in this category because it invests in company shares and the fund's simulated and/or realised return has experienced high rises and falls historically.
- The fund may be impacted by movements in the exchange rates between the fund's currency and the currencies of the fund's investments.

This rating does not take into account other risk factors which should be considered before investing, these include:

- The fund relies on other parties to fulfill certain services, investments or transactions. If these parties become insolvent, it may expose the fund to financial loss.
- There may be an insufficient number of buyers or sellers which may affect the fund's ability to buy or sell securities.
- Past performance is not a reliable indicator of future results. Returns may increase or decrease as a result of currency fluctuations. The value of investments and the income from them can go down as well as up and investors may lose all or a substantial portion of his or her investment.
- The value of the investments and the income from them will vary and there can be no assurance that the Fund will achieve its investment objectives.
- Investments may be in a variety of currencies and therefore changes in rates of exchange between currencies may cause the value of investments to decrease or increase. Furthermore, the value of investments may be adversely affected by fluctuations in exchange rates between the investor's reference currency and the base currency of the investments.

**Additional A Share Classes**

	CURRENCY	LAUNCH	ISIN	BLOOMBERG
AH (USD)	USD	31.01.2013	LU0882239428	MSEEAH LX
AR	EUR	05.03.2014	LU1033666311	MSEEAAR LX

<sup>1</sup>May not sum to 100% due to rounding.

<sup>2</sup>For additional information regarding sector classification/definitions please visit [www.msci.com/gics](http://www.msci.com/gics) and the glossary at [www.morganstanley.com/im](http://www.morganstanley.com/im).

<sup>3</sup>These securities and percentage allocations are only for illustrative purposes and do not constitute, and should not be construed as, investment advice or recommendations with respect to the securities or investments mentioned.

## DEFINITIONS

The **5 year Earnings Per Share (EPS) growth rate** is the weighted average of earnings per share growth for all securities in the portfolio projected for the past five fiscal years. Earnings per share for a company is defined as total earnings divided by shares outstanding. **Alpha** (Jensen's) is a risk-adjusted performance measure that represents the average return on a portfolio or investment above or below that predicted by the capital asset pricing model (CAPM) given the portfolio's or investment's beta and the average market return. Prior to 6/30/2018 Alpha was calculated as the excess return of the fund versus benchmark. **Beta** is a measure of the relative volatility of a fund to the market's upward or downward movements. A beta greater than 1.0 identifies an issue or fund that will move more than the market, while a beta less than 1.0 identifies an issue or fund that will move less than the market. The Beta of the Market is always equal to 1. **Bloomberg** stands for 'Bloomberg Global Identifier (BBGID)'. This is a unique 12 digit alphanumeric code designed to enable the identification of securities, such as the Morgan Stanley Investment Funds sub-funds at share class level, on a Bloomberg Terminal. The Bloomberg Terminal, a system provided by Bloomberg L.P., enables analysts to access and analyse real-time financial market data. Each Bloomberg code starts with the same BBG prefix, followed by nine further characters that we list here in this guide for each share class of each fund. **Cash & Equivalents** are defined as the value of assets that can be converted into cash immediately. These include commercial paper, open FX transactions, Treasury bills and other short-term instruments. Such instruments are considered cash equivalents because they are deemed liquid and not subject to significant risk of changes in values. **Dividend yield** is the ratio between how much a company pays out in dividends each year relative to its share price. **Excess Return** or value added (positive or negative) is the portfolio's return relative to the return of the benchmark. **Information ratio** is the portfolio's alpha or excess return per unit of risk, as measured by tracking error, versus the portfolio's benchmark. **ISIN** is the international securities identification number (ISIN), a 12 digit code consisting of numbers and letters that distinctly identifies securities. **NAV** is the Net Asset Value per share of the Fund (NAV), which represents the value of the assets of a fund less its liabilities. **Number of holdings** provided are a typical range, not a maximum number. The portfolio may exceed this from time to time due to market conditions and outstanding trades. **Price/book (P/BV)** compares a stock's market value to the book value per share of total assets less total liabilities. This number is used to judge whether a stock is undervalued or overvalued. **Price/cash flow (P/CF)** is a ratio used to compare a company's market value to its cash flow. It is calculated by dividing the company's per-share stock price by the per-share operating cash flow. **Price/earnings (P/E)** is the price of a stock divided by its earnings per share for the past 12 months. Sometimes called the multiple, P/E gives investors an idea of how much they are paying for a company's earning power. The higher the P/E, the more investors are paying, and therefore the more earnings growth they are expecting. **R squared** measures how well an investment's returns correlate to an index. An R squared of 1.00 means the portfolio performance is 100% correlated to the index's, whereas a low r-squared means that the portfolio performance is less correlated to the index's. **Sharpe ratio** is a risk-adjusted measure calculated as the ratio of excess return to standard deviation. The Sharpe ratio determines reward per unit of risk. The higher the Sharpe ratio, the better the historical risk-adjusted performance. **Tracking error** is the standard deviation of the difference between the returns of an investment and its benchmark. **Volatility (Standard deviation)** measures how widely individual performance returns, within a performance series, are dispersed from the average or mean value.

## INDEX INFORMATION

The **MSCI Europe (Net) Index** is a free float-adjusted market capitalization index that is designed to measure developed market equity performance in Europe. As of September 2002, the MSCI Europe Index consisted of the following 16 developed market country indices: Austria, Belgium, Denmark, Finland, France, Germany, Greece, Ireland, Italy, the Netherlands, Norway, Portugal, Spain, Sweden, Switzerland, and the United Kingdom.

## DISTRIBUTION

This communication is only intended for and will only be distributed to persons resident in jurisdictions where such distribution or availability would not be contrary to local laws or regulations. In particular, the Shares are not for distribution to US persons.

**United Kingdom:** Morgan Stanley Investment Management Limited is authorised and regulated by the Financial Conduct Authority. Registered in England. Registered No. 1981121. Registered Office: 25 Cabot Square, Canary Wharf, London E14 4QA. **Dubai:** Morgan Stanley Investment Management Limited (Representative Office, Unit Precinct 3-7th Floor-Unit 701 and 702, Level 7, Gate Precinct Building 3, Dubai International Financial Centre, Dubai, 506501, United Arab Emirates. Telephone: +97 (0)14 709

7158). **Germany:** Morgan Stanley Investment Management Limited Niederlassung Deutschland Junghofstrasse 13-15 60311 Frankfurt Deutschland (Gattung: Zweigniederlassung (FDI) gem. § 53b KWG). **Italy:** Morgan Stanley Investment Management Limited, Milan Branch (Sede Secondaria di Milano) is a branch of Morgan Stanley Investment Management Limited, a company registered in the UK, authorised and regulated by the Financial Conduct Authority (FCA), and whose registered office is at 25 Cabot Square, Canary Wharf, London, E14 4QA. Morgan Stanley Investment Management Limited Milan Branch (Sede Secondaria di Milano) with seat in Palazzo Serbelloni Corso Venezia, 16 20121 Milano, Italy, is registered in Italy with company number and VAT number 08829360968. **The Netherlands:** Morgan Stanley Investment Management, Rembrandt Tower, 11<sup>th</sup> Floor Amstelplein 1 1096HA, Netherlands. Telephone: 31 2-0462-1300. Morgan Stanley Investment Management is a branch office of Morgan Stanley Investment Management Limited. Morgan Stanley Investment Management Limited is authorised and regulated by the Financial Conduct Authority in the United Kingdom. **Switzerland:** Morgan Stanley & Co. International plc, London, Zurich Branch Authorised and regulated by the Eidgenössische Finanzmarktaufsicht ("FINMA"). Registered with the Register of Commerce Zurich CHE-115.415.770. Registered Office: Beethovenstrasse 33, 8002 Zurich, Switzerland, Telephone +41 (0) 44 588 1000. Facsimile Fax: +41(0) 44 588 1074.

**Australia:** This publication is disseminated in Australia by Morgan Stanley Investment Management (Australia) Pty Limited ACN: 122040037, AFSL No. 314182, which accept responsibility for its contents. This publication, and any access to it, is intended only for "wholesale clients" within the meaning of the Australian Corporations Act. **Hong Kong:** This document has been issued by Morgan Stanley Asia Limited for use in Hong Kong and shall only be made available to "professional investors" as defined under the Securities and Futures Ordinance of Hong Kong (Cap 571). The contents of this document have not been reviewed nor approved by any regulatory authority including the Securities and Futures Commission in Hong Kong. Accordingly, save where an exemption is available under the relevant law, this document shall not be issued, circulated, distributed, directed at, or made available to, the public in Hong Kong. **Singapore:** This document should not be considered to be the subject of an invitation for subscription or purchase, whether directly or indirectly, to the public or any member of the public in Singapore other than (i) to an institutional investor under section 304 of the Securities and Futures Act, Chapter 289 of Singapore ("SFA"), (ii) to a "relevant person" (which includes an accredited investor) pursuant to section 305 of the SFA, and such distribution is in accordance with the conditions specified in section 305 of the SFA; or (iii) otherwise pursuant to, and in accordance with the conditions of, any other applicable provision of the SFA. In particular, for investment funds that are not authorized or recognized by the MAS, units in such funds are not allowed to be offered to the retail public; any written material issued to persons as aforementioned in connection with an offer is not a prospectus as defined in the SFA and, accordingly, statutory liability under the SFA in relation to the content of prospectuses does not apply, and investors should consider carefully whether the investment is suitable for them.

## IMPORTANT INFORMATION

**EMEA: This marketing communication has been issued by Morgan Stanley Investment Management Limited ("MSIM"). Authorised and regulated by the Financial Conduct Authority. Registered in England No. 1981121. Registered Office: 25 Cabot Square, Canary Wharf, London E14 4QA.**

This document contains information relating to the sub-fund ("Fund") of Morgan Stanley Investment Funds, a Luxembourg domiciled Société d'Investissement à Capital Variable. Morgan Stanley Investment Funds (the "Company") is registered in the Grand Duchy of Luxembourg as an undertaking for collective investment pursuant to Part 1 of the Law of 17th December 2010, as amended. The Company is an Undertaking for Collective Investment in Transferable Securities ("UCITS").

Applications for shares in the Fund should not be made without first consulting the current Prospectus, Key Investor Information Document ("KIID"), Annual Report and Semi-Annual Report ("Offering Documents"), or other documents available in your local jurisdiction which is available free of charge from the Registered Office: European Bank and Business Centre, 6B route de Trèves, L-2633 Senningerberg, R.C.S. Luxembourg B 29 192. In addition, all Italian investors should refer to the 'Extended Application Form', and all Hong Kong investors should refer to the 'Additional Information for Hong Kong Investors' section, outlined within the Prospectus. Copies of the Prospectus, KIID, the Articles of Incorporation and the annual and semi-annual reports, in German, and further information can be obtained free of charge from the representative in Switzerland. The representative in Switzerland is Carnegie Fund Services S.A., 11, rue du Général-Dufour, 1204 Geneva. The paying agent in Switzerland is Banque Cantonale de Genève, 17, quai de l'Île, 1204 Geneva. The document has

been prepared solely for informational purposes and does not constitute an offer or a recommendation to buy or sell any particular security or to adopt any specific investment strategy.

Any index referred to herein is the intellectual property (including registered trademarks) of the applicable licensor. Any product based on an index is in no way sponsored, endorsed, sold or promoted by the applicable licensor and it shall not have any liability with respect thereto.

All investments involve risks, including the possible loss of principal. The material contained herein has not been based on a consideration of any individual client circumstances and is not investment advice, nor should it be construed in any way as tax, accounting, legal or regulatory advice. To that end, investors should seek independent legal and financial advice, including advice as to tax consequences, before making any investment decision.

**The information contained in this communication is not a research recommendation or 'investment research' and is classified as a 'Marketing Communication' in accordance with the applicable European or Swiss regulation. This means that this marketing communication (a) has not been prepared in accordance with legal**

**requirements designed to promote the independence of investment research (b) is not subject to any prohibition on dealing ahead of the dissemination of investment research.**

MSIM has not authorised financial intermediaries to use and to distribute this document, unless such use and distribution is made in accordance with applicable law and regulation. MSIM shall not be liable for, and accepts no liability for, the use or misuse of this document by any such financial intermediary. If you are a distributor of the Morgan Stanley Investment Funds, some or all of the funds or shares in individual funds may be available for distribution. Please refer to your sub-distribution agreement for these details before forwarding fund information to your clients.

The whole or any part of this work may not be reproduced, copied or transmitted or any of its contents disclosed to third parties without MSIM' express written consent.

All information contained herein is proprietary and is protected under copyright law.

This document may be translated into other languages. Where such a translation is made this English version remains definitive. If there are any discrepancies between the English version and any version of this document in another language, the English version shall prevail.